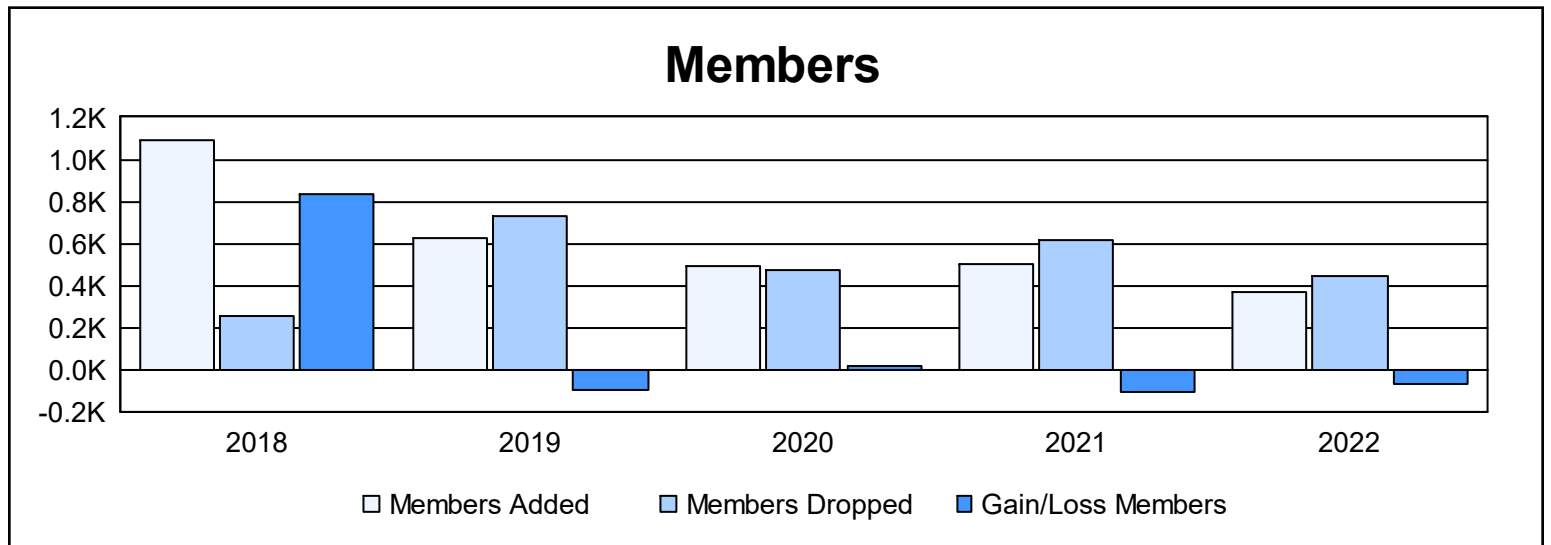
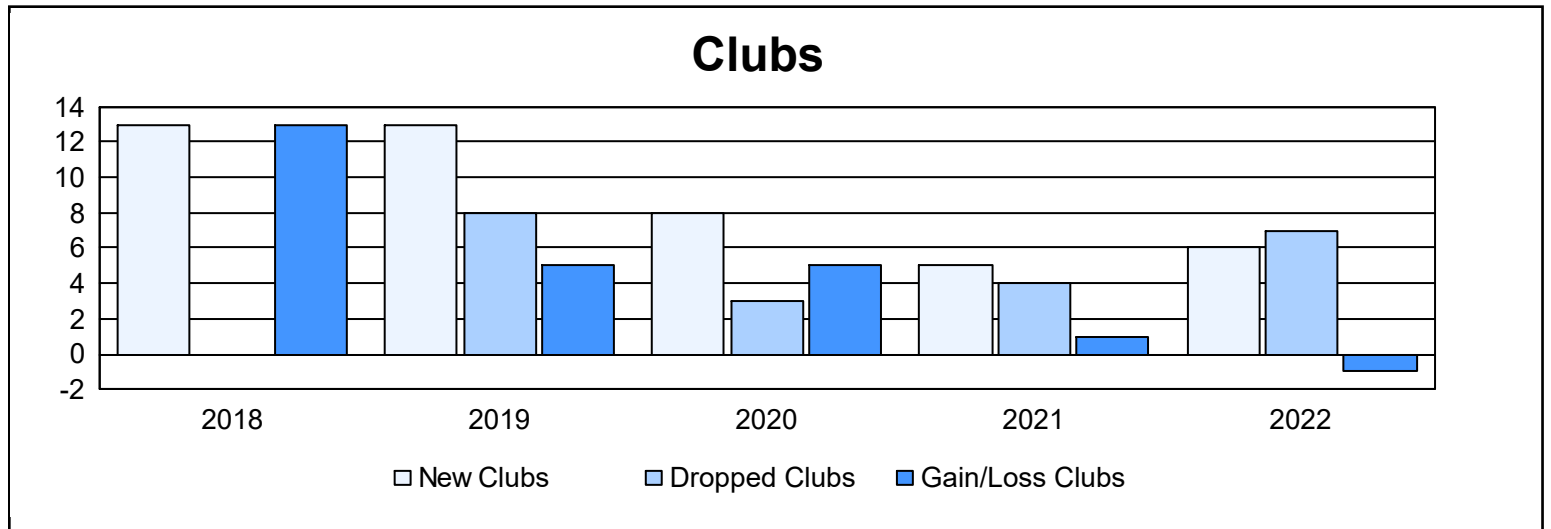
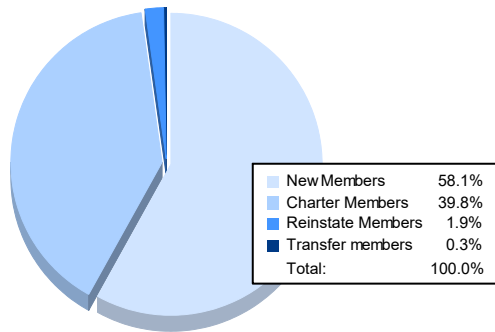


| Year | New Clubs | Dropped Clubs | Gain/ Loss Clubs | New Members | Charter Members | Reinstate Members | Transfer Members | Total Member Added | Total Members Dropped | Gain/ Loss Members |
|----------------|-----------|---------------|------------------|-------------|-----------------|-------------------|------------------|--------------------|-----------------------|--------------------|
| 2017-2018 | 13 | 0 | 13 | 687 | 394 | 8 | 0 | 1,089 | 254 | 835 |
| 2018-2019 | 13 | 8 | 5 | 305 | 312 | 9 | 1 | 627 | 727 | -100 |
| 2019-2020 | 8 | 3 | 5 | 245 | 222 | 20 | 1 | 488 | 475 | 13 |
| 2020-2021 | 5 | 4 | 1 | 314 | 166 | 15 | 8 | 503 | 613 | -110 |
| 2021-2022 | 6 | 7 | -1 | 216 | 148 | 7 | 1 | 372 | 444 | -72 |
| Average | 9 | 4 | 5 | 353 | 248 | 12 | 2 | 616 | 503 | 113 |



Membership Composition June 2022 Cumulative



Gender Composition June 2022 Cumulative

